

JKMS300M-60B-MIX

280-300 Watt

MONO PERC MODULE
Power Optimized

Positive power tolerance of 0~+3%

ISO9001:2008、ISO14001:2004、OHSAS18001
certified factory.
IEC61215、IEC61730 certified products.



PERC

(5BB)



KEY FEATURES



Output-Voltage Limiting

Integrated Voltage/Current-Limiting Clamps Output Voltage/Current which reduces the overall system BOS.



Shade Tolerance

MPPT on individual cell-strings optimizes energy harvest



Built-in Cell Optimizer

No additional electronics or hardware required; allows for simple installation



Innovative Solar Cells

Five busbar monocrystalline cell technology improves module efficiency



High Efficiency

Higher module conversion efficiency (up to 18.33%) due to Passivated Emmitter Rear Contact (PERC) technology



PID RESISTANT:

Limited power degradation of Eagle module caused by PID effect is guaranteed under strict testing condition (85 C./85%RH,96hours)for mass production.



Low-Light Performance

Advanced glass technology improves light absorption and retention



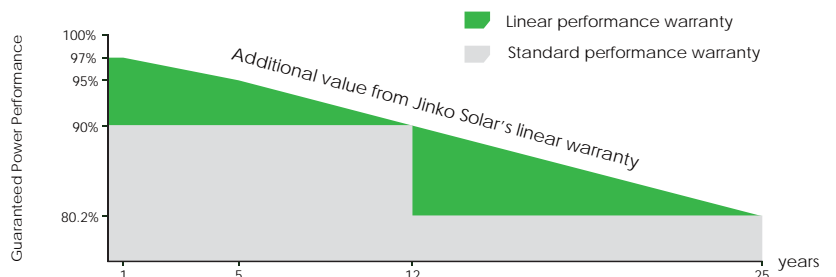
Strength and Durability

Certified for high snow (5400Pa) and wind (2400Pa) loads

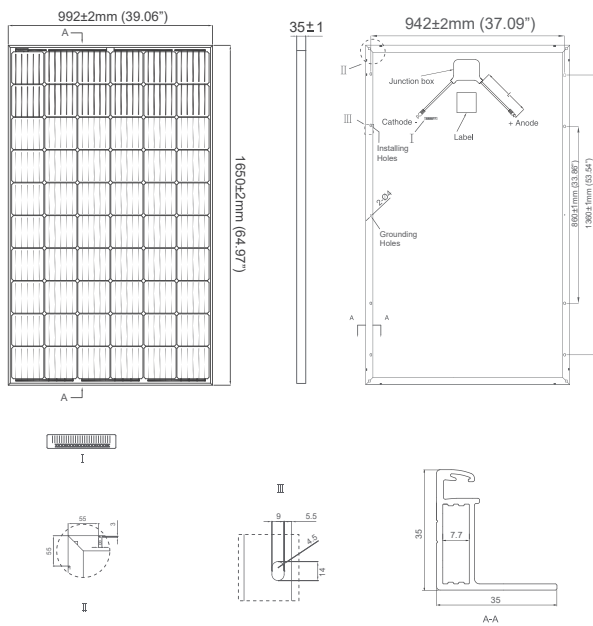


LINEAR PERFORMANCE WARRANTY

10 Year Product Warranty • 25 Year Linear Power Warranty



Engineering Drawings

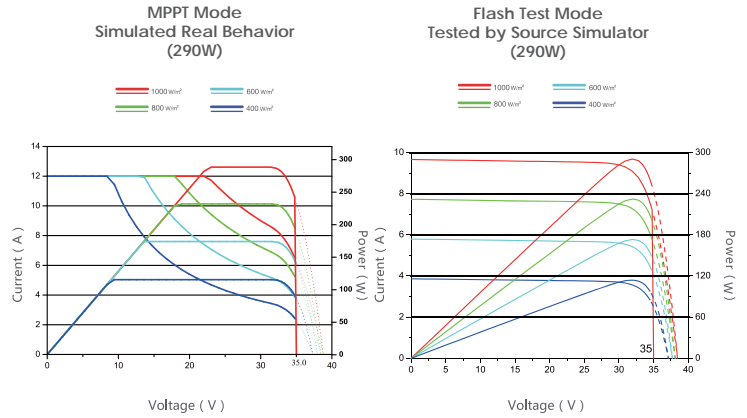


Packaging Configurations

(Two pallets = One stack)

30pcs/pallet, 60pcs/stack, 840 pcs/40'HQ Container

Electrical Performance & Temperature Dependence



Mechanical Characteristics

| | |
|---------------|---|
| Cell Type | Monocrystalline PERC 156×156mm (6 inch) |
| No. of Cells | 60 (6×10) |
| Dimensions | 1650×992×35mm (65.00×39.05×1.37 inch) |
| Weight | 19.0 kg (41.9 lbs.) |
| Front Glass | 3.2mm, Anti-reflection Coating, High Transmission, Low Iron, Tempered Glass |
| Frame | Anodized Aluminium Alloy (Black) |
| Junction Box | IP65 Rated |
| Output Cables | TÜV 1×4.0mm ² ; Length: 900mm or Customized Length |

SPECIFICATIONS

| Module Type | JKMS280M-60B-MX | | JKMS285M-60B-MX | | JKMS290M-60B-MX | | JKMS295M-60B-MX | | JKMS300M-60B-MX | |
|---|---|-------|-----------------|-------|-----------------|-------|-----------------|-------|-----------------|-------|
| | STC | NOCT | STC | NOCT | STC | NOCT | STC | NOCT | STC | NOCT |
| Maximum Power (Pmax) | 280Wp | 209Wp | 285Wp | 212Wp | 290Wp | 216Wp | 295Wp | 220Wp | 300Wp | 224Wp |
| Maximum Power Voltage (Vmp) | 30.2V | 29.7V | 30.4V | 29.9V | 30.6V | 30.2V | 30.8V | 30.4V | 31.0V | 30.6V |
| Maximum Power Current (Imp) | 9.28A | 7.01A | 9.38A | 7.12A | 9.49A | 7.15A | 9.58A | 7.24A | 9.69A | 7.32A |
| Open-circuit Voltage (Voc) | 35.0V | 35.0V | 35.0V | 35.0V | 35.0V | 35.0V | 35.0V | 35.0V | 35.0V | 35.0V |
| Short-circuit Current (Isc) | 12.0A | 7.62A | 12.0A | 7.72A | 12.0A | 7.81A | 12.0A | 7.89A | 12.0A | 8.01A |
| Module Efficiency STC (%) | 17.11% | | 17.41% | | 17.72% | | 18.02% | | 18.33% | |
| Maximum series fuse rating | 20A | | | | | | | | | |
| Operating Temperature(°C) | -40°C~+85°C | | | | | | | | | |
| Maximum System Voltage | 1000VDC (UL and IEC) | | | | | | | | | |
| Power Tolerance | 0~+3% | | | | | | | | | |
| Temperature Coefficients of Pmax | -0.39%/°C | | | | | | | | | |
| Temperature Coefficients of Voc | -0.29%/°C for VOC ≤ 35.0V 0.0% /°C for VOC > 35.0V | | | | | | | | | |
| Temperature Coefficients of Isc | 0.048%/°C | | | | | | | | | |
| Nominal Operating Cell Temperature (NOCT) | 45±2°C | | | | | | | | | |

* STC: Irradiance 1000W/m² Cell Temperature 25°C AM=1.5

NOCT: Irradiance 800W/m² Ambient Temperature 20°C AM=1.5 Wind Speed 1m/s

* Power measurement tolerance: ± 3%