

Eagle HC 60M-V 300-320 Watt

MONO CRYSTALLINE MODULE

Positive power tolerance of 0~+3%

- Half Cell
- Mono PERC 60 Cell
- System Voltage: 1500 VDC



PERC



KEY FEATURES



System Voltage:

The maximum voltage is promoted to 1500V and the module strings are extended by 50% which reduces the overall system BOS.



5 Busbar Solar Cell:

5 busbar solar cell adopts new technology to improve the efficiency of modules, offers a better aesthetic appearance, making it perfect for rooftop installation.



High Efficiency:

Higher module conversion efficiency (up to 19.37%) benefits from Half Cells structure (low resistance characteristics).



PID RESISTANT:

Limited power degradation of Eagle module caused by PID effect is guaranteed under strict testing condition (85 C /85%RH,96hours) for mass production.



Low-light Performance:

Advanced glass and solar cell surface texturing allow for excellent performance in low-light environments.



Severe Weather Resilience:

Certified to withstand: wind load (2400 Pascal) and snow load (5400 Pascal).



Durability against extreme environmental conditions:

High salt mist and ammonia resistance certified by TUV NORD.

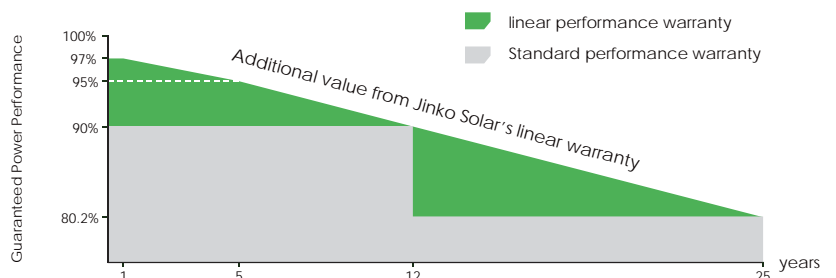


LINEAR PERFORMANCE WARRANTY

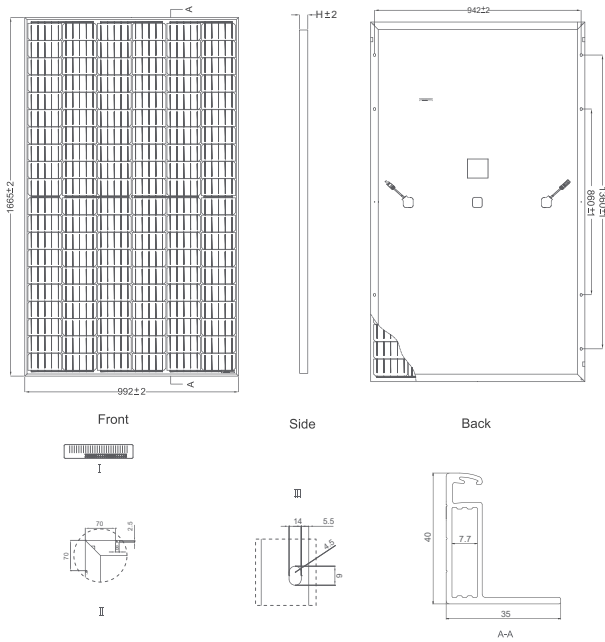
10 Year Product Warranty • 25 Year Linear Power Warranty

- ISO9001:2008, ISO14001:2004, OHSAS18001 certified factory.

- IEC61215, IEC61730 certified products



Engineering Drawings

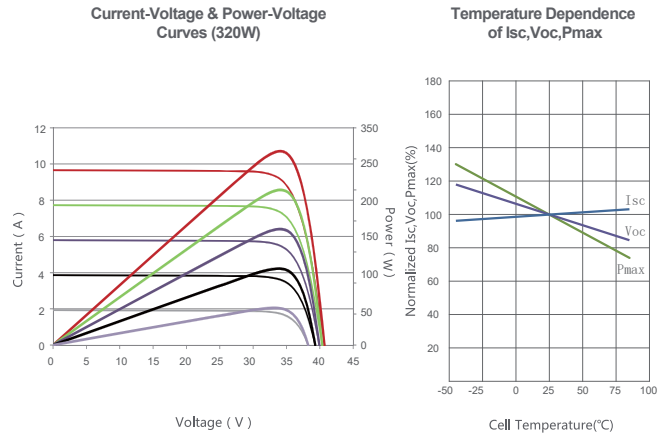


Packaging Configuration

(Two pallets =One stack)

26pcs/pallet , 52pcs/stack, 676 pcs/40'HQ Container

Electrical Performance & Temperature Dependence



Mechanical Characteristics

Cell Type Mono-crystalline PERC 156×156mm (6 inch)

No.of Half-cells 120 (12×10)

Dimensions 1665×992×40mm (65.55×39.05×1.57 inch)

Weight 18.5 kg (40.8 lbs)

Front Glass 3.2mm, Anti-Reflection Coating, High Transmission, Low Iron, Tempered Glass

Frame Anodized Aluminium Alloy

Junction Box IP67 Rated

Output Cables anode 290mm, cathode 145mm

SPECIFICATIONS

| Module Type | JKM300M-60H-V | | JKM305M-60H-V | | JKM310M-60H-V | | JKM315M-60H-V | | JKM320M-60H-V | |
|---|----------------|-------|---------------|-------|---------------|-------|---------------|-------|---------------|-------|
| | STC | NOCT | STC | NOCT | STC | NOCT | STC | NOCT | STC | NOCT |
| Maximum Power (Pmax) | 300Wp | 225Wp | 305Wp | 228Wp | 310Wp | 232Wp | 315Wp | 236Wp | 320Wp | 240Wp |
| Maximum Power Voltage (Vmp) | 32.6V | 30.6V | 32.8V | 30.8V | 33.0V | 31.0V | 33.2V | 31.2V | 33.4V | 31.4V |
| Maximum Power Current (Imp) | 9.17A | 7.33A | 9.27A | 7.38A | 9.38A | 7.47A | 9.47A | 7.55A | 9.57A | 7.62A |
| Open-circuit Voltage (Voc) | 40.3V | 37.0V | 40.5V | 37.2V | 40.7V | 37.4V | 40.9V | 37.6V | 41.1V | 37.8V |
| Short-circuit Current (Isc) | 9.46A | 7.69A | 9.56A | 7.77A | 9.66A | 7.85A | 9.76A | 7.93A | 9.86A | 8.01A |
| Module Efficiency STC (%) | 18.16% | | 18.47% | | 18.77% | | 19.07% | | 19.37% | |
| Operating Temperature(°C) | -40°C~+85°C | | | | | | | | | |
| Maximum system voltage | 1500V DC (IEC) | | | | | | | | | |
| Maximum series fuse rating | 20A | | | | | | | | | |
| Power tolerance | 0~+3% | | | | | | | | | |
| Temperature coefficients of Pmax | -0.37%/°C | | | | | | | | | |
| Temperature coefficients of Voc | -0.29%/°C | | | | | | | | | |
| Temperature coefficients of Isc | 0.048%/°C | | | | | | | | | |
| Nominal operating cell temperature (NOCT) | 45±2°C | | | | | | | | | |

STC: ☀ Irradiance 1000W/m²

🌡 Cell Temperature 25°C

☁ AM=1.5

NOCT: ☀ Irradiance 800W/m²

🌡 Ambient Temperature 20°C

☁ AM=1.5

🌀 Wind Speed 1m/s

* Power measurement tolerance: ± 3%